




Bob- und  
Schlittenverband  
für Deutschland



# Internationaler

# Rennsteig-


# Pokal




vom 3. bis 6. Januar 2008  
auf der Rennschlittenbahn  
in Oberhof



Rodelteam  
Manebach



# Ergebnisliste



# Internationaler Rennsteigpokal 2008

**Veranstalter:** Fédération Internationale de Luge de Course  
**Ausrichter:** Thüringer Schlitten- und Bobsportverband  
**Mit der Ausrichtung beauftragt:** Rodelteam SV Ilmtal Manebach

**Jury-Mitglieder:**

Uwe Lehmann	Deutschland
Maria Jasencakova	Slowakische Republik
Sepp Schiegl	Österreich

<b>Gesamtleiter:</b>	Dieter Rudolph	Manebach
<b>Rennleiter:</b>	Holger Hendrich	Zella-Mehlis
<b>Startleiter:</b>	Wolfgang Meerbach	Friedrichroda
<b>Zielleiter:</b>	Patrick Gutjahr	Manebach
<b>Bahnchef:</b>	Ralf Heydenbluth	Oberhof
<b>Medizinischer Dienst:</b>	Dr. Rudi Vonau	Suhl
<b>Rennstrecke:</b>	Rennschlittenbahn Oberhof	
<b>Trainingsläufe:</b>	Einsitzer: 6 Doppel: 6	
<b>Rennläufe:</b>	Einsitzer: 2, Doppel: 2, Mannschaftswettkampf	

**Teilnehmende Nationen** AUT, BEL, CZE, GER, ITA, LAT, SUI, SVK

Athleten	männlich	weiblich	Doppel	Mannschaft
<b>Ausgelost:</b>	54	41	6	17
<b>Nicht am Start:</b>		1		2
<b>Nicht im Ziel:</b>	1	1		
<b>Disqualifiziert:</b>	1			

**Wetter:** Samstag, 05.01.08  
 Sonntag, 06.01.08

Leichter Schneefall, Temperatur: - 0,5°C  
 Schneeregen, Temperatur: 2,5°C

**Proteste:**

  
**Rennleiter**

  
**Jury-Vorsitzender**



# INTERNATIONALER RENNSTEIGPOKAL

Oberhof / Thür. 3. bis 6. Januar 2008

OBERHOF

Int. Rennsteigpokal Jugend B w		Ergebnis nach Lauf 2				Beginn: 13:00Uhr		Ende: 17:15Uhr	
Name	Nat	Interm. - Times				Finish	km/h	Total	
1 Süß, Julia	OBW	8.897 (4)	19.917 (2)	25.653 (2)	33.357 (1)	42.116 (1)	95,99	1:24.813	
		8.959 (2)	20.119 (1)	25.873 (1)	33.750 (1)	42.697 (1)	94,37		
2 Hodermann, Johanna	SON	8.851 (2)	19.956 (3)	25.725 (3)	33.418 (2)	42.179 (2)	95,74	1:24.930	
		8.910 (1)	20.122 (2)	25.962 (2)	33.783 (2)	42.751 (2)	94,05	+0.117	
3 Kapfenberger, Saskia	SON	8.938 (5)	20.087 (6)	25.865 (5)	33.782 (5)	42.730 (4)	94,29	1:25.792	
		8.972 (3)	20.191 (3)	26.012 (5)	34.013 (4)	43.062 (3)	94,93	+0.979	
4 Langer, Saskia	ZWI	9.058 (10)	20.143 (8)	25.897 (8)	33.775 (4)	42.734 (6)	94,32	1:25.832	
		9.044 (6)	20.204 (4)	25.991 (3)	33.998 (3)	43.098 (4)	94,53	+1.019	
5 Kastlunger, Miriam	AUT	9.002 (8)	20.120 (7)	25.872 (7)	33.804 (8)	42.720 (3)	96,29	1:25.849	
		9.064 (8)	20.286 (7)	26.083 (6)	34.064 (6)	43.129 (5)	93,22	+1.036	
6 Anschütz, Annika	SHL	8.812 (1)	19.848 (1)	25.650 (1)	33.551 (3)	42.733 (5)	93,65	1:25.923	
		8.975 (4)	20.214 (5)	26.009 (4)	34.019 (5)	43.190 (6)	92,58	+1.110	
7 Körner, Kathien	FRO	8.895 (3)	20.020 (4)	25.867 (6)	33.799 (7)	42.946 (9)	92,84	1:26.227	
		8.980 (5)	20.219 (6)	26.106 (7)	34.079 (7)	43.281 (7)	92,31	+1.414	
8 Schubert, Stefanie	WAL	9.100 (15)	20.253 (11)	26.050 (11)	33.909 (9)	42.859 (7)	94,22	1:26.342	
		9.220 (16)	20.447 (15)	26.333 (16)	34.348 (15)	43.483 (11)	94,64	+1.529	
9 Messner, Maria	ITA	9.077 (13)	20.204 (9)	25.945 (9)	33.951 (10)	42.998 (10)	93,29	1:26.345	
		9.093 (9)	20.333 (9)	26.224 (10)	34.208 (8)	43.347 (8)	93,89	+1.532	
10 Voigt, Lisa	ZM	9.198 (21)	20.361 (18)	26.222 (19)	34.071 (15)	43.035 (11)	93,13	1:26.476	
		9.271 (22)	20.495 (16)	26.326 (14)	34.276 (11)	43.441 (9)	91,88	+1.663	
11 Heinzlmaier, Melina	BEL	8.943 (6)	20.040 (5)	25.840 (4)	33.791 (6)	42.932 (8)	94,36	1:26.548	
		9.044 (6)	20.303 (8)	26.165 (8)	34.255 (9)	43.616 (16)	91,27	+1.735	
12 Hofmann, Lisa	SHL	9.152 (20)	20.373 (20)	26.134 (13)	34.049 (13)	43.099 (14)	94,10	1:26.579	
		9.122 (12)	20.391 (13)	26.221 (9)	34.257 (10)	43.480 (10)	92,76	+1.766	
13 Röder, Anne	ZM	9.137 (18)	20.327 (16)	26.148 (14)	34.009 (12)	43.075 (12)	92,30	1:26.603	
		9.287 (24)	20.583 (21)	26.446 (18)	34.380 (16)	43.528 (12)	93,21	+1.790	
14 Ehr, Sabrina	ZWI	9.025 (9)	20.210 (10)	25.980 (10)	33.961 (11)	43.075 (12)	93,16	1:26.669	
		9.116 (11)	20.378 (11)	26.285 (12)	34.320 (12)	43.594 (15)	91,97	+1.856	
15 Ranalter, Anna	AUT	9.147 (19)	20.286 (14)	26.129 (12)	34.057 (14)	43.102 (15)	93,43	1:26.694	
		9.167 (15)	20.406 (14)	26.300 (13)	34.320 (12)	43.592 (14)	91,56	+1.881	
16 Werner, Juliane	SHL	8.975 (7)	20.264 (12)	26.185 (17)	34.132 (16)	43.244 (16)	92,87	1:26.784	
		9.128 (13)	20.372 (10)	26.326 (14)	34.329 (14)	43.540 (13)	92,00	+1.971	
17 Hornawsky, Natalie	ZM	9.225 (24)	20.459 (24)	26.251 (21)	34.364 (20)	43.560 (17)	91,14	1:27.224	
		9.256 (20)	20.566 (19)	26.394 (17)	34.484 (17)	43.664 (17)	92,47	+2.411	
18 Naß, Maria	SHL	9.254 (27)	20.468 (25)	26.348 (24)	34.407 (24)	43.638 (19)	91,70	1:27.401	
		9.256 (20)	20.544 (17)	26.512 (19)	34.522 (18)	43.763 (18)	91,75	+2.588	
19 Kalupa, Ieva	LAT	9.308 (29)	20.558 (29)	26.432 (27)	34.404 (23)	43.565 (18)	94,13	1:27.597	
		9.276 (23)	20.712 (29)	26.576 (24)	34.683 (20)	44.032 (19)	91,13	+2.784	



# INTERNATIONALER RENNSTEIGPOKAL

Oberhof / Thür. 3. bis 6. Januar 2008



Int. Rennsteigpokal Jugend B w			Ergebnis nach Lauf 2		Beginn: Uhr	Ende: Uhr	
Rk	Name	Nat	Intern. - Times		Finish	km/h	Total
20	Hornung, Luisa	FRO	9.269 (28)20.639 (30)26.535 (30)34.534 (25)	43.727 (22)	93,16	1:27.814	
			9.360 (29)20.797 (32)26.718 (29)34.793 (23)	44.087 (20)	92,51	+3.001	
21	KETTNER, Lisa	SHL	9.224 (23)20.452 (23)26.361 (25)34.400 (22)	43.689 (21)	91,42	1:27.881	
			9.350 (27)20.683 (26)26.574 (23)34.759 (21)	44.192 (22)	90,36	+3.068	
22	Zingerle, Vanessa	ITA	9.065 (11)20.296 (15)26.165 (16)34.396 (21)	43.751 (23)	91,34	1:27.884	
			9.107 (10)20.382 (12)26.247 (11)34.595 (19)	44.133 (21)	88,99	+3.071	
23	Oberhöller, Sahrah	AUT	9.101 (16)20.352 (17)26.203 (18)34.359 (19)	43.772 (24)	89,89	1:28.072	
			9.236 (18)20.594 (22)26.516 (20)34.804 (24)	44.300 (23)	91,88	+3.259	
24	Gudramovica, Ieva	LAT	9.079 (14)20.368 (19)26.308 (22)34.346 (18)	43.641 (20)	91,54	1:28.074	
			9.244 (19)20.642 (25)26.640 (27)34.891 (26)	44.433 (24)	89,54	+3.261	
25	Micheler, Elena	AUT	9.250 (26)20.542 (28)26.465 (29)34.669 (26)	44.169 (25)	91,97	1:28.863	
			9.363 (30)20.775 (31)26.780 (31)35.075 (30)	44.694 (28)	88,79	+4.050	
26	Heinzelmaier, Katrin	BEL	9.242 (25)20.500 (26)26.403 (26)34.675 (27)	44.201 (26)	90,89	1:28.873	
			9.294 (25)20.698 (28)26.700 (28)34.956 (27)	44.672 (27)	88,57	+4.060	
27	Ibele, Katrin	AUT	9.071 (12)20.284 (13)26.162 (15)34.703 (28)	44.435 (27)	87,92	1:28.924	
			9.220 (16)20.560 (18)26.558 (21)34.836 (25)	44.489 (25)	89,14	+4.111	
28	Prock, Nina	AUT	9.450 (33)20.852 (33)26.868 (34)35.151 (30)	44.698 (28)	91,50	1:29.707	
			9.445 (34)20.907 (34)26.922 (35)35.299 (33)	45.009 (32)	87,73	+4.894	
29	Leitgeb, Sabine	AUT	9.408 (32)20.776 (32)26.886 (35)35.255 (31)	44.985 (30)	86,02	1:29.833	
			9.378 (32)20.697 (27)26.743 (30)35.072 (29)	44.848 (29)	85,99	+5.020	
30	Graul, Julia	SON	9.203 (22)20.435 (22)26.238 (20)34.274 (17)	44.866 (29)	91,55	1:29.838	
			9.328 (26)20.620 (23)26.630 (26)34.783 (22)	44.972 (31)	88,73	+5.025	
31	Zirne, Ulla	LAT	9.548 (35)20.879 (35)26.858 (32)35.591 (34)	45.520 (33)	85,23	1:30.173	
			9.424 (33)20.808 (33)26.789 (32)35.027 (28)	44.653 (26)	88,87	+5.360	
32	Hornakova, Lenka	SVK	9.606 (36)20.983 (37)26.902 (37)35.358 (32)	45.007 (31)	88,24	1:30.429	
			9.557 (36)20.945 (35)26.907 (34)35.459 (35)	45.422 (34)	85,49	+5.616	
33	Drajnova, Nikola	SVK	9.105 (17)20.428 (21)26.441 (28)34.772 (29)	45.122 (32)	85,08	1:30.443	
			9.147 (14)20.571 (20)26.590 (25)35.230 (32)	45.321 (33)	87,52	+5.630	
34	Hirtz, Sandra	WAL	9.338 (30)20.516 (27)26.334 (23)35.678 (36)	45.977 (36)	80,67	1:30.890	
			9.359 (28)20.639 (24)26.559 (22)35.131 (31)	44.913 (30)	86,87	+6.077	
35	Wendland, Jessica	WAL	9.661 (37)20.961 (36)26.892 (36)35.622 (35)	45.584 (34)	86,02	1:31.021	
			9.690 (37)21.099 (37)27.106 (36)35.647 (36)	45.437 (35)	87,76	+6.208	
36	Kotenova, Vendula	CZE	9.404 (31)20.743 (31)26.860 (33)35.588 (33)	45.947 (35)	82,83	1:31.634	
			9.366 (31)20.713 (30)26.790 (33)35.378 (34)	45.687 (36)	85,53	+6.821	
37	Grün, Theresa	SON	9.491 (34)20.855 (34)26.832 (31)35.796 (37)	47.246 (38)	77,20	1:33.420	
			9.491 (35)20.983 (36)27.244 (37)36.108 (37)	46.174 (37)	84,94	+8.607	
38	Torova, Anna	CZE	9.690 (38)21.464 (40)27.866 (40)37.722 (39)	49.379 (39)	76,20	1:37.766	
			9.786 (38)21.543 (39)27.961 (39)37.368 (39)	48.387 (38)	77,27	+12.953	



# INTERNATIONALER RENNSTEIGPOKAL

Oberhof / Thür. 3. bis 6. Januar 2008



Int. Rennsteigpokal Jugend B w			Ergebnis nach Lauf 2		Beginn: 13:00Uhr Ende: 17:15Uhr		
Platz	Name	Nat	Intern. - Times		Finish	km/h	Total
39	Wolfowa, Lenka	CZE	9.703 (39)21.389 (38)27.651 (39)41.061 (40)	55.577 (40)	56,35	1:44.326	
			10.353 (40)22.111 (40)28.397 (40)37.755 (40)	48.749 (39)	78,84	+19.513	
	Barankova, Lucie	CZE	9.909 (40)21.398 (39)27.472 (38)36.105 (38)	46.261 (37)	85,10	46.261	
			9.819 (39)21.312 (38)27.378 (38)36.569 (38)	DNF	78,82		



# INTERNATIONALER RENNSTEIGPOKAL

Oberhof / Thür. 3. bis 6. Januar 2008

OBERHOF

Int. Rennsteigpokal Jugend B m		Ergebnis nach Lauf 2				Beginn: 14:30Uhr Ende: 18:45Uhr			
Name	Nat	Intern. - Times				Finish	km/h	Total	
1	Deinert, Tobias	ZWI	8.819 (3)	19.809 (2)	25.583 (2)	33.266 (1)	42.035 (1)	96,26	1:24.597
			8.806 (4)	19.939 (2)	25.777 (2)	33.605 (2)	42.562 (1)	94,33	
2	Gräfe, Toni	ILM	8.911 (7)	19.987 (6)	25.806 (6)	33.555 (4)	42.459 (5)	94,72	1:25.201
			8.946 (6)	20.065 (5)	25.913 (4)	33.731 (3)	42.742 (2)	93,73	+0.604
3	Gaasenbeek, Tommy	GER	8.649 (1)	19.676 (1)	25.536 (1)	33.432 (2)	42.407 (3)	95,49	1:25.271
			8.625 (1)	19.696 (1)	25.457 (1)	33.411 (1)	42.864 (3)	93,81	+0.674
4	Boike, Paul	FRO	8.925 (8)	20.059 (8)	25.762 (5)	33.573 (5)	42.371 (2)	97,10	1:25.346
			8.988 (9)	20.245 (10)	26.038 (7)	33.962 (5)	42.975 (4)	93,88	+0.749
5	Cibelius, Steve	ALT	8.828 (5)	19.959 (4)	25.712 (3)	33.506 (3)	42.449 (4)	94,71	1:25.775
			8.968 (7)	20.204 (7)	26.067 (9)	34.054 (8)	43.326 (8)	91,86	+1.178
6	Koller, Lorenz	AUT	8.710 (2)	19.862 (3)	25.729 (4)	33.628 (6)	42.679 (6)	93,39	1:25.809
			8.780 (2)	20.015 (4)	25.952 (5)	33.918 (4)	43.130 (5)	92,54	+1.212
7	Just, Johannes	ZM	9.143 (18)	20.265 (14)	26.046 (12)	33.815 (7)	42.761 (7)	94,58	1:25.908
			9.129 (15)	20.317 (11)	26.068 (10)	34.012 (7)	43.147 (6)	91,83	+1.311
8	Gleirscher, David	AUT	9.002 (13)	20.139 (9)	25.898 (10)	33.908 (10)	42.958 (9)	94,50	1:26.189
			9.010 (10)	20.222 (8)	26.032 (6)	34.062 (9)	43.231 (7)	90,93	+1.592
9	Rozitis, Kristins	LAT	9.198 (24)	20.347 (17)	26.117 (14)	33.997 (11)	42.929 (8)	94,24	1:26.352
			9.322 (31)	20.598 (22)	26.454 (18)	34.333 (12)	43.423 (10)	93,22	+1.755
10	Cikovsky, Jozef	SVK	8.824 (4)	19.970 (5)	25.852 (7)	33.897 (9)	43.246 (11)	91,03	1:26.625
			8.805 (3)	19.978 (3)	25.865 (3)	33.981 (6)	43.379 (9)	90,96	+2.028
11	Behrendt, Dean	SHL	8.873 (6)	20.017 (7)	25.872 (8)	33.892 (8)	43.026 (10)	92,78	1:26.658
			8.909 (5)	20.201 (6)	26.069 (11)	34.250 (11)	43.632 (12)	90,62	+2.061
12	Knupp, Johannes	FRO	9.230 (28)	20.399 (18)	26.191 (16)	34.192 (14)	43.313 (13)	91,90	1:27.068
			9.275 (27)	20.553 (21)	26.415 (16)	34.501 (14)	43.755 (13)	91,01	+2.471
13	Wolf, Andreas	ALT	8.998 (12)	20.148 (10)	25.881 (9)	34.014 (12)	43.665 (18)	87,86	1:27.133
			8.982 (8)	20.234 (9)	26.043 (8)	34.104 (10)	43.468 (11)	94,04	+2.536
14	Paffe, Christian	HAL	8.976 (11)	20.202 (12)	26.021 (11)	34.096 (13)	43.263 (12)	93,08	1:27.170
			9.147 (17)	20.490 (14)	26.362 (13)	34.546 (16)	43.907 (17)	93,42	+2.573
15	Darznieks, Arturs	LAT	8.963 (10)	20.181 (11)	26.107 (13)	34.213 (15)	43.573 (15)	90,69	1:27.438
			9.050 (13)	20.371 (12)	26.275 (12)	34.477 (13)	43.865 (15)	92,12	+2.841
16	Frauscher, Armin	AUT	9.296 (32)	20.513 (26)	26.397 (26)	34.390 (18)	43.625 (17)	92,22	1:27.454
			9.371 (36)	20.660 (27)	26.497 (22)	34.627 (19)	43.829 (14)	94,71	+2.857
17	Brock, Fabian	OBH	9.157 (19)	20.426 (21)	26.324 (22)	34.417 (19)	43.670 (19)	91,10	1:27.538
			9.250 (24)	20.624 (25)	26.586 (25)	34.593 (18)	43.868 (16)	91,69	+2.941
18	Elsdörfer, Danny	OBH	9.254 (29)	20.500 (25)	26.434 (28)	34.446 (20)	43.591 (16)	92,59	1:27.801
			9.382 (38)	20.706 (32)	26.681 (32)	34.823 (26)	44.210 (22)	90,67	+3.204
19	Bley, Sebastian	SHL	9.217 (26)	20.540 (27)	26.447 (29)	34.521 (22)	43.765 (21)	92,60	1:28.004
			9.263 (26)	20.606 (24)	26.615 (26)	34.772 (23)	44.239 (23)	88,36	+3.407



# INTERNATIONALER RENNSTEIGPOKAL

Oberhof / Thür. 3. bis 6. Januar 2008

OBERHOF

Int. Rennsteigpokal Jugend B m			Ergebnis nach Lauf 2		Beginn: 14:30Uhr Ende: 18:45Uhr		
Rk	Name	Nat	Intern. - Times		Finish	km/h	Total
20	Wagner, Florian	WAL	9.362 (36)20.641 (32)26.505 (31)34.523 (24)	43.757 (20)	91,71	1:28.218	
			9.362 (35)20.739 (34)26.617 (27)34.821 (25)	44.461 (26)	87,96	+3.621	
21	Fleischhauer, Erik	SON	9.125 (17)20.418 (20)26.290 (19)34.339 (16)	43.550 (14)	92,38	1:28.225	
			9.155 (18)20.552 (20)26.483 (21)34.865 (29)	44.675 (32)	85,95	+3.628	
22	Enderle, Alexander	AUT	9.365 (37)20.649 (33)26.495 (30)34.622 (29)	44.049 (28)	89,19	1:28.297	
			9.375 (37)20.704 (30)26.635 (29)34.837 (27)	44.248 (24)	90,98	+3.700	
23	GUTBERLET, Jonas	SHL	9.039 (16)20.292 (16)26.143 (15)34.368 (17)	43.945 (24)	88,21	1:28.337	
			9.199 (21)20.519 (19)26.390 (15)34.684 (21)	44.392 (25)	88,68	+3.740	
24	Müller, Marvin	AUT	9.315 (33)20.581 (31)26.408 (27)34.519 (21)	43.840 (23)	92,05	1:28.382	
			9.250 (24)20.605 (23)26.543 (24)34.703 (22)	44.542 (29)	91,80	+3.785	
25	Küchler, Florian	SHL	9.189 (23)20.492 (24)26.337 (23)34.521 (22)	43.965 (25)	90,38	1:28.471	
			9.301 (30)20.695 (28)26.624 (28)34.879 (30)	44.506 (27)	90,48	+3.874	
26	Gamm, David	WIN	9.188 (22)20.411 (19)26.295 (20)34.528 (25)	44.038 (27)	91,61	1:28.557	
			9.164 (19)20.516 (18)26.482 (20)34.785 (24)	44.519 (28)	89,54	+3.960	
27	Maag, Christian	SUI	9.010 (14)20.268 (15)26.198 (18)34.536 (26)	44.367 (30)	85,09	1:28.573	
			9.041 (12)20.421 (13)26.457 (19)34.677 (20)	44.206 (21)	89,55	+3.976	
28	Lozbers, Rihards	LAT	9.022 (15)20.435 (22)26.380 (24)34.629 (30)	44.149 (29)	88,66	1:28.716	
			9.230 (23)20.695 (28)26.681 (32)34.958 (32)	44.567 (30)	89,08	+4.119	
29	Schäfer, Mathias	AUT	9.255 (30)20.546 (29)26.392 (25)35.015 (35)	44.967 (41)	84,11	1:28.931	
			9.169 (20)20.508 (17)26.384 (14)34.567 (17)	43.964 (19)	90,05	+4.334	
30	Herrmann, Maximilian	FRO	9.467 (44)20.737 (37)26.568 (35)35.137 (39)	44.792 (36)	87,36	1:28.956	
			9.494 (43)20.843 (38)26.716 (34)34.850 (28)	44.164 (20)	91,21	+4.359	
31	Mayer, Michael	AUT	9.183 (21)20.448 (23)26.298 (21)35.039 (36)	45.046 (42)	84,43	1:28.968	
			9.137 (16)20.498 (16)26.425 (17)34.520 (15)	43.922 (18)	91,14	+4.371	
32	Sparans, Ivars	LAT	9.173 (20)20.544 (28)26.539 (33)34.665 (31)	43.998 (26)	90,98	1:29.035	
			9.219 (22)20.704 (30)26.722 (35)35.251 (38)	45.037 (35)	87,41	+4.438	
33	Dietzel, Kevin	OBH	9.382 (38)20.779 (39)26.782 (39)34.986 (34)	44.552 (33)	88,92	1:29.293	
			9.350 (33)20.814 (37)26.777 (37)35.112 (34)	44.741 (33)	88,78	+4.696	
34	Schüttler, Johannes	FRE	9.315 (33)20.649 (33)26.639 (36)34.939 (33)	44.546 (32)	89,77	1:29.509	
			9.352 (34)20.781 (36)26.797 (38)35.137 (35)	44.963 (34)	85,93	+4.912	
35	Wagner, Florian	ALT	9.437 (41)20.705 (35)26.531 (32)34.594 (28)	43.806 (22)	92,12	1:29.822	
			9.493 (42)20.858 (39)26.745 (36)34.893 (31)	46.016 (43)	89,91	+5.225	
36	Bernats, Toms	LAT	9.624 (49)20.971 (46)26.824 (42)35.039 (36)	44.662 (34)	87,83	1:30.039	
			9.806 (52)21.296 (50)27.226 (48)35.575 (41)	45.377 (38)	88,18	+5.442	
37	Korbela, Patrik	SVK	9.205 (25)20.563 (30)26.553 (34)34.872 (32)	44.693 (35)	86,88	1:30.069	
			9.104 (14)20.642 (26)26.635 (29)35.186 (36)	45.376 (37)	84,60	+5.472	
38	Wuttig, Eric	ILM	9.217 (26)20.762 (38)26.815 (41)35.212 (42)	44.932 (40)	89,43	1:30.135	
			9.278 (29)20.773 (35)26.829 (39)35.243 (37)	45.203 (36)	86,46	+5.538	



# INTERNATIONALER RENNSTEIGPOKAL

Oberhof / Thür. 3. bis 6. Januar 2008

OBERHOF

Int. Rennsteigpokal Jugend B m			Ergebnis nach Lauf 2		Beginn: 14:30Uhr	Ende: 18:45Uhr	
Rg	Name	Nat	Intern. - Times		Finish	km/h	Total
39	Fluckinger, Daniel	AUT	9.450 (43)20.872 (43)26.801 (40)35.171 (40)	44.887 (39)	87,90	1:30.577	
			9.446 (39)20.868 (40)26.832 (40)35.638 (42)	45.690 (40)	84,76	+5.980	
40	Tomasko, Patrik	SVK	9.285 (31)20.728 (36)26.678 (37)35.077 (38)	44.874 (37)	86,96	1:30.697	
			9.468 (40)21.059 (46)27.102 (44)35.686 (44)	45.823 (41)	84,64	+6.100	
41	Skuja, Karlis	LAT	9.623 (48)21.095 (49)27.127 (48)35.603 (46)	45.452 (44)	87,94	1:30.937	
			9.500 (44)21.026 (44)27.126 (46)35.554 (40)	45.485 (39)	86,31	+6.340	
42	Kopp, Maximilian	BLA	9.329 (35)20.862 (41)26.937 (46)35.550 (45)	45.743 (46)	84,85	1:31.625	
			9.333 (32)20.939 (41)27.083 (42)35.662 (43)	45.882 (42)	85,56	+7.028	
43	Rommel, Philipp	OBH	9.589 (47)21.055 (48)27.134 (50)35.702 (49)	45.731 (45)	87,10	1:31.774	
			9.651 (47)21.234 (49)27.285 (49)35.896 (47)	46.043 (44)	86,73	+7.177	
44	Regensbogen, Marek	SVK	9.981 (53)22.251 (53)28.311 (53)37.216 (53)	47.395 (50)	83,69	1:32.045	
			9.276 (28)20.709 (33)26.635 (29)34.966 (33)	44.650 (31)	88,38	+7.448	
45	Hunziker, Yannik	SUI	9.431 (40)20.870 (42)26.842 (43)35.439 (43)	46.197 (49)	83,53	1:32.752	
			9.532 (46)21.038 (45)27.102 (44)35.701 (45)	46.555 (45)	83,70	+8.155	
46	Petruľak, Jozef	SVK	9.447 (42)20.886 (44)26.934 (45)35.468 (44)	45.399 (43)	87,44	1:33.826	
			9.485 (41)20.988 (43)27.092 (43)35.749 (46)	48.427 (49)	84,55	+9.229	
47	Millers, Roberts	LAT	9.635 (50)21.131 (50)27.130 (49)35.660 (48)	45.763 (47)	83,64	1:34.112	
			9.773 (50)21.298 (51)27.396 (50)36.403 (49)	48.349 (48)	81,63	+9.515	
48	Semmier, Nico	BLA	9.552 (46)20.976 (47)27.039 (47)35.616 (47)	46.167 (48)	84,67	1:34.248	
			9.694 (48)21.132 (47)27.198 (47)36.031 (48)	48.081 (47)	82,45	+9.651	
49	Bialko, Martin	SVK	8.947 (9) 20.233 (13)26.193 (17)34.585 (27)	44.477 (31)	86,77	1:34.435	
			9.032 (11)20.495 (15)26.512 (23)37.546 (52)	49.958 (51)	68,71	+9.838	
50	Mizera, Tomas	CZE	9.718 (51)21.240 (52)27.357 (51)36.632 (51)	47.459 (51)	78,86	1:34.497	
			9.710 (49)21.202 (48)27.417 (51)36.496 (50)	47.038 (46)	81,57	+9.900	
51	Nitsche, Kristian	CZE	9.721 (52)21.225 (51)27.370 (52)36.830 (52)	49.611 (52)	76,13	1:39.224	
			9.785 (51)21.326 (52)27.550 (52)37.382 (51)	49.613 (50)	74,23	+14.627	
52	Lisson, Yannik	FRO	9.481 (45)20.901 (45)26.852 (44)35.175 (41)	44.884 (38)	87,01	1:39.623	
			9.523 (45)20.981 (42)26.943 (41)35.397 (39)	54.739 (52)	76,62	+15.026	
	Baranek, Ondrej	CZE	10.358 (54)22.448 (54)29.105 (54)39.075 (54)	DSQ	71,35	DSQ	
	Stein, Markus	FRO	9.388 (39)20.788 (40)26.715 (38)36.290 (50)	DNF	35,84		



# INTERNATIONALER RENNSTEIGPOKAL

Oberhof / Thür. 3. bis 6. Januar 2008

OBERHOF

Doppelsitzer Rennsteigpokal			Ergebnis nach Lauf 2				Beginn: 8.45Uhr	Ende: 9.25Uhr	
Rk	Name	Nat	Intern. - Times				Finish	km/h	Total
1	Boike, Paul	FRO	7.439 (2)	13.624 (3)	17.869 (2)	26.929 (1)	37.019 (1)	1:14.160	
	Küchler, Florian		7.436 (2)	13.630 (2)	17.876 (3)	26.960 (2)	37.141 (2)		
2	Paffe, Christian	HAL	7.501 (3)	13.609 (2)	17.932 (3)	27.044 (3)	37.251 (2)	1:14.530	
	Gamm, David		7.488 (4)	13.685 (5)	17.922 (4)	27.044 (4)	37.279 (4)	+0.370	
3	Cibelius, Steve	ALT	7.436 (1)	13.562 (1)	17.864 (1)	27.015 (2)	37.363 (3)	1:14.555	
	Wolf, Andreas		7.424 (1)	13.550 (1)	17.855 (1)	26.968 (3)	37.192 (3)	+0.395	
4	Gräfe, Toni	ILM	7.737 (4)	14.028 (5)	18.335 (5)	27.454 (4)	37.888 (4)	1:14.956	
	Bley, Sebastian		7.481 (3)	13.677 (4)	17.855 (1)	26.917 (1)	37.068 (1)	+0.796	
5	Behrendt, Dean	SHL	8.038 (6)	14.330 (6)	18.683 (6)	27.866 (6)	38.159 (6)	1:15.516	
	Knupp, Johannes		7.527 (5)	13.645 (3)	17.953 (5)	27.077 (5)	37.357 (5)	+1.356	
6	Rozitis, Kristins	LAT	7.750 (5)	13.931 (4)	18.269 (4)	27.517 (5)	38.022 (5)	1:16.745	
	Darznieks, Arturs		7.729 (6)	14.009 (6)	18.285 (6)	27.996 (6)	38.723 (6)	+2.585	



# INTERNATIONALER RENNSTEIGPOKAL

## Oberhof / Thür. 3. bis 6. Januar 2008

OBERHOF

Mannschaft

Beginn: 09:45 Uhr Ende: 11:53 Uhr

Platz	St-Nr	Team	Namen	Zwischenzeiten	Laufzeit	Total
	12	<b>THÜRINGEN I</b>				<b>2:58.756</b>
			Kapfenberger, Saskia	9.112 (1) 20.790 (3) 26.909 (3) 35.458(5)	<b>45.456</b> (5)	
			Boike, Paul	9.067 (4) 20.622 (3) 26.702 (3) 34.977(3)	<b>44.748</b> (3)	
			Hodermann, Johanna	8.950 (1) 20.459 (1) 26.532 (1) 34.749(1)	<b>44.425</b> (1)	
			Gaasenbeek, Tommy	8.702 (1) 20.079 (1) 26.038 (1) 34.355(1)	<b>44.127</b> (2)	
	4	<b>TIROL 1</b>				<b>2:59.360</b>
			Ranalter, Anna	9.366 (8) 21.020 (6) 27.153 (6) 35.635(6)	<b>45.779</b> (7)	+0.604
			Gleirscher, David	9.035 (3) 20.479 (1) 26.426 (1) 34.740(1)	<b>44.345</b> (1)	
			Kastlunger, Miriam	9.149 (2) 20.626 (2) 26.603 (2) 34.912(2)	<b>44.593</b> (2)	
			Koller, Lorenz	8.896 (2) 20.407 (2) 26.500 (3) 34.788(3)	<b>44.643</b> (3)	
	17	<b>SACHSEN</b>				<b>3:00.114</b>
			Süß, Julia	9.155 (2) 20.777 (2) 26.885 (2) 35.217(1)	<b>45.055</b> (1)	+1.358
			Deinert, Tobias	8.982 (1) 20.502 (2) 26.579 (2) 34.828(2)	<b>44.519</b> (2)	
			Langer, Saskia	9.220 (5) 20.767 (4) 26.791 (4) 35.216(4)	<b>45.160</b> (3)	
			Cibelius, Steve	9.122 (5) 20.737 (4) 26.869 (5) 35.321(6)	<b>45.380</b> (6)	
	2	<b>TIROL 2</b>				<b>3:02.778</b>
			Micheler, Elena	9.508 (11) 21.314 (10) 27.540 (11) 36.281(10)	<b>46.825</b> (11)	+4.022
			Frauscher, Armin	9.433 (11) 21.006 (10) 27.059 (7) 35.382(4)	<b>45.265</b> (5)	
			Oberhöller, Sahrah	9.240 (6) 20.852 (6) 26.887 (5) 35.433(7)	<b>45.535</b> (7)	
			Mayer, Michael	9.286 (8) 20.863 (7) 26.955 (7) 35.285(5)	<b>45.153</b> (4)	
	9	<b>SACHSEN / ITALIEN</b>				<b>3:02.991</b>
			Messner, Maria	9.248 (5) 20.873 (5) 26.928 (4) 35.361(3)	<b>45.284</b> (3)	+4.235
			Wolf, Andreas	9.171 (5) 20.834 (4) 26.990 (5) 35.493(6)	<b>45.562</b> (7)	
			Ehrt, Sabrina	9.267 (7) 21.017 (9) 27.237 (11) 35.861(11)	<b>46.241</b> (11)	
			Wagner, Florian	9.565 (13) 21.232 (12) 27.334 (13) 35.853(13)	<b>45.904</b> (10)	
	3	<b>RC BLUDENZ</b>				<b>3:03.088</b>
			Heinzelmaier, Melina	9.169 (3) 20.732 (1) 26.829 (1) 35.268(2)	<b>45.279</b> (2)	+4.332
			Schäfer, Mathias	9.359 (8) 21.004 (9) 27.055 (6) 35.728(10)	<b>46.294</b> (10)	
			Heinzelmaier, Katrin	9.379 (12) 21.043 (11) 27.218 (10) 35.821(10)	<b>46.233</b> (10)	
			Müller, Marvin	9.282 (7) 20.780 (6) 26.837 (4) 35.267(4)	<b>45.282</b> (5)	
	6	<b>SUHL</b>				<b>3:03.557</b>
			Werner, Juliane	9.363 (7) 21.187 (9) 27.392 (9) 35.956(8)	<b>46.123</b> (8)	+4.801
			GUTBERLET, Jonas	9.194 (6) 20.852 (5) 26.941 (4) 35.586(8)	<b>45.947</b> (8)	
			Hofmann, Lisa	9.190 (3) 20.850 (5) 27.000 (8) 35.428(5)	<b>45.475</b> (6)	
			Bley, Sebastian	9.413 (10) 21.118 (10) 27.204 (10) 35.803(12)	<b>46.012</b> (12)	
	11	<b>LETLAND I</b>				<b>3:04.224</b>
			Kalupa, Ieva	9.480 (10) 21.314 (10) 27.485 (10) 36.248(9)	<b>46.775</b> (10)	+5.468
			Rozitis, Kristins	9.487 (12) 21.094 (11) 27.166 (10) 35.446(5)	<b>45.260</b> (4)	
			Gudramovica, Ieva	9.327 (10) 21.063 (12) 27.305 (12) 35.968(12)	<b>46.429</b> (12)	
			Darznieks, Arturs	9.096 (4) 20.760 (5) 26.935 (6) 35.481(7)	<b>45.760</b> (9)	
	15	<b>SUHL / SONNEBERG</b>				<b>3:04.415</b>
			KETTNER, Lisa	9.472 (9) 21.158 (8) 27.338 (8) 36.317(11)	<b>46.868</b> (12)	+5.659
			Küchler, Florian	9.268 (7) 20.874 (6) 27.086 (9) 35.698(9)	<b>46.052</b> (9)	
			NAß, Maria	9.372 (11) 21.030 (10) 27.173 (9) 35.558(8)	<b>45.585</b> (8)	
			Fleischhauer, Erik	9.227 (6) 20.981 (9) 27.057 (8) 35.663(8)	<b>45.910</b> (11)	



# INTERNATIONALER RENNSTEIGPOKAL

## Oberhof / Thür. 3. bis 6. Januar 2008

OBERHOF

Mannschaft

Beginn: 09:45 Uhr Ende: 11:53 Uhr

Rang	St-Nr	Team	Namen	Zwischenzeiten	Laufzeit	Total
1	16	<b>FRIEDRICHRODA</b>				<b>3:04.669</b>
			Körner, Kathlen	9.178 (4) 20.833 (4) 26.989 (5) 35.428(4)	<b>45.434</b> (4)	+5.913
			Knupp, Johannes	9.391 (9) 20.950 (8) 27.084 (8) 35.517(7)	<b>45.476</b> (6)	
			Hornung, Luisa	9.501 (13) 21.281 (14) 27.423 (14) 36.923(14)	<b>48.071</b> (14)	
			Herrmann, Maximilian	9.576 (14) 21.234 (13) 27.291 (11) 35.751(10)	<b>45.688</b> (7)	
2	8	<b>LETTLAND / ITALIEN</b>				<b>3:05.805</b>
			Zime, Ulla	9.628 (12) 21.443 (12) 27.638 (12) 36.962(15)	<b>47.924</b> (14)	+7.049
			Sparans, Ivars	9.432 (10) 21.244 (12) 27.435 (12) 36.208(11)	<b>46.667</b> (11)	
			Zingerle, Vanessa	9.196 (4) 20.697 (3) 26.780 (3) 35.193(3)	<b>45.169</b> (4)	
			Lozbers, Rihards	9.301 (9) 20.962 (8) 27.094 (9) 35.761(11)	<b>46.045</b> (13)	
3	7	<b>ÖSTERREICH 1</b>				<b>3:06.804</b>
			Prock, Nina	9.701 (14) 21.565 (14) 27.856 (13) 36.480(12)	<b>46.746</b> (9)	+8.048
			Fluckinger, Daniel	9.564 (13) 21.267 (13) 27.384 (11) 37.111(13)	<b>48.529</b> (13)	
			Ibele, Katrin	9.267 (7) 20.910 (8) 26.984 (7) 35.569(9)	<b>45.772</b> (9)	
			Enderle, Alexander	9.553 (12) 21.184 (11) 27.302 (12) 35.745(9)	<b>45.757</b> (8)	
4	5	<b>WALTERSHAUSEN</b>				<b>3:08.064</b>
			Wendland, Jessica	9.890 (15) 21.765 (15) 28.109 (15) 36.911(14)	<b>47.401</b> (13)	+9.308
			Lisson, Yannik	9.749 (14) 21.608 (14) 27.798 (13) 36.615(12)	<b>47.146</b> (12)	
			Hirtz, Sandra	9.581 (14) 21.261 (13) 27.404 (13) 36.385(13)	<b>46.856</b> (13)	
			Wagner, Florian	9.502 (11) 21.268 (14) 27.455 (14) 36.177(14)	<b>46.661</b> (14)	
4	10	<b>THÜRINGEN II</b>				<b>3:11.959</b>
			Schubert, Stefanie	9.345 (6) 21.047 (7) 27.200 (7) 35.655(7)	<b>45.632</b> (6)	+13.20
			Behrendt, Dean	8.998 (2) 20.875 (7) 33.172 (15) 44.956(15)	<b>56.791</b> (15)	
			Hornawsky, Natalie	9.308 (9) 20.888 (7) 26.935 (6) 35.431(6)	<b>45.443</b> (5)	
			Gräfe, Toni	<del>8.999 (3)</del> 20.416 (3) 26.398 (2) 34.535(2)	<b>44.093</b> (1)	
5	1	<b>TSCHECHIEN</b>				<b>3:16.127</b>
			Kotenova, Vendula	9.641 (13) 21.505 (13) 27.869 (14) 36.901(13)	<b>47.995</b> (15)	+17.37
			Nitsche, Kristian	9.948 (15) 21.870 (15) 28.386 (14) 37.930(14)	<b>50.440</b> (14)	
			Barankova, Lucie	10.397 (15) 22.396 (15) 28.792 (15) 38.001(15)	<b>49.320</b> (15)	
			Mizera, Tomas	9.701 (15) 21.554 (15) 27.903 (15) 37.079(15)	<b>48.372</b> (15)	
	14	<b>SLOVAKEI</b>				<b>DNS</b>
			Drajnova, Nikola			
			Cikovsky, Jozef			
			Hornakova, Lenka			
			Korbela, Patrik			
	13	<b>CZE - SVK</b>				<b>DNS</b>
			Wolfowa, Lenka			
			Tomasko, Patrik			
			Torova, Anna			
			Regensbogen, Marek			

Time: 12:00 Uhr

www.rodelbahn-oberhof.de